


Introductory sub-table (I)(a)

Name of the Company: TEXEL INDUSTRIES LIMITED			
Company Code: BSE-526638			
Quarter ended: MARCH,2015			
Partly paid-up shares:-			
	No. of partly paid-up shares	As a % of total no. of partly paid-up shares	As a % of total no. of shares of the company
Held by promoter/promoter group		#DIV/0!	0
Held by public		#DIV/0!	0
Total - D	0	#DIV/0!	0
Outstanding convertible securities:-			
	No. of outstanding securities	As a % of total no. of outstanding convertible securities	As a % of total no. of shares of the company, assuming full conversion of the convertible securities
Held by promoter/promoter group		#DIV/0!	0
Held by public		#DIV/0!	0
Total - E	0	#DIV/0!	0
Warrants:-			
	No. of warrants	As a % of total no. of warrants	As a % of total no. of shares of the company, assuming full conversion of warrants
Held by promoter/promoter group		#DIV/0!	0
Held by public		#DIV/0!	0
Total - F	0	#DIV/0!	0
Total paid-up capital of the company, assuming full conversion of warrants and convertible securities (Grand Total (A+B+C)+ D+E+F)			
	6145842		100

For, Texel Industries Ltd.


Managing Director

Statement Showing Shareholding Pattern


Category code	Category of Shareholder	Number of Shareholders	Table (I)(a)		Total shareholding as a percentage of total number of shares		Shares Pledged or otherwise encumbered	
			Total number of shares	Number of shares held in dematerialized form	As a percentage of (A+B) ¹	As a percentage of (A+B+C)	Number of shares	As a percentage
(I)	(II)	(III)	(IV)	(V)	(VI)	(VII)	(VIII)	(IX)
(A)	Shareholding of Promoter and Promoter Group²							
1	Indian							
(a)	Individuals/ Hindu Undivided	31	1,008,045	0	16.40	16.40		0.00
(b)	Central Government/ State Government(s)				0.00	0.00		#DIV/0!
(c)	Bodies Corporate				0.00	0.00		#DIV/0!
(d)	Financial Institutions/ Banks				0.00	0.00		#DIV/0!
(e)	Any Others(Specify)				0.00	0.00		#DIV/0!
(e-i)					0.00	0.00		#DIV/0!
(e-ii)					0.00	0.00		#DIV/0!
	Sub Total(A)(1)	31	1,008,045	0	16.40	16.40	0	0.00
2	Foreign							
a	Individuals (Non-Residents Individuals/ Foreign Individuals)	2	569,463		9.27	9.27		0.00
b	Bodies Corporate				0.00	0.00		#DIV/0!
c	Institutions				0.00	0.00		#DIV/0!
d	Any Others(Specify)				0.00	0.00		#DIV/0!
d-i					0.00	0.00		#DIV/0!
d-ii					0.00	0.00		#DIV/0!
	Sub Total(A)(2)	2	569,463	0	9.27	9.27	0	0.00
	Total Shareholding of Promoter and Promoter Group (A)=	33	1,577,508	0	25.67	25.67	0	0.00
(B)	Public shareholding							
1	Institutions							
(a)	Mutual Funds/ UTI				0.00	0.00		
(b)	Financial Institutions / Banks	2	1,000,000		16.27	16.27		
(c)	Central Government/ State Government(s)				0.00	0.00		
(d)	Venture Capital Funds				0.00	0.00		
(e)	Insurance Companies				0.00	0.00		
(f)	Foreign Institutional Investors				0.00	0.00		
(g)	Foreign Venture Capital				0.00	0.00		
(h)	Any Other (specify)				0.00	0.00		

For, Texel Industries Ltd.


 Managing Director

(h-i)					0.00	0.00		
(h-ii)					0.00	0.00		
	Sub-Total (B)(1)	2	1,000,000	0	16.27	16.27		
B 2	Non-institutions							
(a)	Bodies Corporate	46	378,390	0	6.16	6.16		
(b)	Individuals				0.00	0.00		
I	Individuals -i. Individual shareholders holding nominal share capital up to Rs 1 lakh	5052	1,840,281		29.94	29.94		
II	ii. Individual shareholders holding nominal share capital in excess of Rs 1 lakh	33	1,349,663	0	21.96	21.96		
(c)	Any Other (specify)				0.00	0.00		
(c-i)	Non Resident Repatriates				0.00	0.00		
(c-ii)	Non Resident Non Repatriates				0.00	0.00		
	Sub-Total (B)(2)	5131	3,568,334	0	58.06	58.06		
(B)	Total Public Shareholding (B)=(B)(1)+(B)(2)	5133	4,568,334	0	74.33	74.33		
	TOTAL (A)+(B)	5166	6,145,842	0	100.00	100.00		
(C)	Shares held by Custodians and against which Depository Receipts have been issued							
1	Promoter and Promoter Group					0.00		#DIV/0!
2	Public					0.00		
	Sub-Total (C)	0	0	0		0	0	
	GRAND TOTAL (A)+(B)+(C)	5166	6,145,842	0		100.00	0	0.00

For, Texel Industries Ltd.


Managing Director

Sr.No	Notes
1	NIL
2	
3	
4	
5	
6	
7	
8	
9	

For, Texel Industries Ltd.



Managing Director

**(I)(b) Statement showing Shareholding of persons belonging to the category
"Promoter and Promoter Group"**

Sr. No.	Name of the shareholder	Total shares held		Shares pledged or otherwise encumbered		
		Number of shares	As a % of grand total (A)+(B)+(C)	Number	As a percentage	As a % of grand total (A)+(B)+(C) of sub-clause (I)(a)
(I)	(II)	(III)	(IV)	(V)	(VI)=(V)/(III)*100	(VII)
1	Bhupendra Ramniklal Mehta	213,383	3.47	0	0.00	0.00
2	Naresh Ramniklal Mehta	199,603	3.25	0	0.00	0.00
3	Shailesh Ramniklal Mehta	149,251	2.43	0	0.00	0.00
4	Avani Shailesh Mehta	146,532	2.38	0	0.00	0.00
5	Muktaben Ramniklal Mehta	127,152	2.07	0	0.00	0.00
6	Sujata Naresh Mehta	38,300	0.62	0	0.00	0.00
7	Ramniklal Vrajlal Mehta	31,843	0.52	0	0.00	0.00
8	Ramnik V Mehta	18,500	0.30	0	0.00	0.00
9	Sonal Bhupendra Mehta	16,120	0.26	0	0.00	0.00
10	Harsha Shah	13,200	0.21	0	0.00	0.00
11	Ramnik V Mehta	5,800	0.09	0	0.00	0.00
12	Shailesh Dwarkesh Shah	5,562	0.09	0	0.00	0.00
13	Riddhi Bhupendra Mehta	4,200	0.07	0	0.00	0.00
14	Rishita Bhupendra Mehta	4,200	0.07	0	0.00	0.00
15	Avani S Mehta	4,100	0.07	0	0.00	0.00
16	Harsha Shah	3,520	0.06	0	0.00	0.00
17	Dilipbhai Bhikhabhai Bhakta	3,400	0.06	0	0.00	0.00
18	Mukta R Mehta	3,400	0.06	0	0.00	0.00
19	Avishi Shailesh Mehta	3,359	0.05	0	0.00	0.00
20	Sonal B Meitta	2,800	0.05	0	0.00	0.00
21	Harsha Shailesh Shah	2,200	0.04	0	0.00	0.00
22	Krishnakant Vakharia	1,700	0.03	0	0.00	0.00
23	Leela Vakharia	1,700	0.03	0	0.00	0.00
24	Krishnakant G Vakharia	1,700	0.03	0	0.00	0.00
25	Lila K Vakharia	1,700	0.03	0	0.00	0.00
26	Harsha Shah	1,400	0.02	0	0.00	0.00
27	Krishnakant Gulabchand	1,320	0.02	0	0.00	0.00
28	Sunil Shah	1,100	0.02	0	0.00	0.00
29	Avishi Mehta	400	0.01	0	0.00	0.00
30	Aman Mehta - Minor	400	0.01	0	0.00	0.00
31	Shailesh R Mehta	200	0.00	0	0.00	0.00
	SUB-TOTAL	1,008,045	16.40	0.00	0.00	0.00
	NRI Promoters					
1	Rajendra Bhakta	465,296	7.57	0	0.00	0.00
2	Mahendra Bhakta	104,167	1.69	0	0.00	0.00
	SUB-TOTAL	569,463	9.27	0.00	0.00	0.00
	GRAND TOTAL	1,577,508	25.67	0	0.00	0.00


For, Texel Industries Ltd.


Managing Director

(l)(d) Statement showing details of locked-in shares

Sr. No.	Name of the shareholder	Number of locked-in shares	Locked-in shares as a percentage of total number of shares {i.e., Grand Total (A)+(B)+(C) indicated in
1	NIL		
2			
3			
4			
5			
6			
7			
8			
9			
TOTAL		0	0.00

For, Texel Industries Ltd.


Managing Director

(II)(a) Statement showing details of Depository Receipts (DRs)

Sr. No.	Type of outstanding DR (ADRs, GDRs, SDRs, etc.)	Number of outstanding DRs	Number of shares underlying outstanding DRs	Shares underlying outstanding DRs as a percentage of total number of shares {i.e., Grand Total (A)+(B)+(C) indicated in Statement at para (I)(a) above}
1	NIL			
2				
3				
4				
5				
6				
7				
8				
9				
TOTAL		0	0	0.00

For, Texel Industries Ltd.



Managing Director

(II)(b) Statement showing holding of Depository Receipts (DRs), where underlying shares held by "promoter/promoter group" are in excess of 1% of the total number of shares

Sr. No.	Name of the DR Holder	Type of outstanding DR (ADRs, GDRs, SDRs, etc.)	Number of shares underlying outstanding DRs	Shares underlying outstanding DRs as a percentage of total number of shares (i.e., Grand Total (A)+(B)+(C) indicated in Statement at para (I)(a) above)
1	NIL			
2				
3				
4				
5				
6				
7				
8				
9				
TOTAL			0	0.00

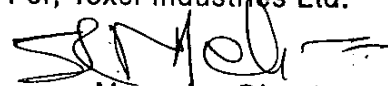
For, Texel Industries Ltd.



Managing Director

Sr. No	Notes
1	
2	
3	
4	
5	NIL
6	
7	
8	
9	

For, Texel Industries Ltd.


Managing Director