


STATEMENT OF UNAUDITED FINANCIAL RESULTS FOR QUARTER ENDED ON 30TH SEPTEMBER, 2013

PART I (Rs.In Lakhs)

Sr.No.	Particulars	Quarter Ended on 30.09.13 Unaudited	Quarter Ended on 30.06.13 Unaudited	Quarter Ended on 30.09.12 Unaudited	Half Year Ended on 30.09.13 Unaudited	Half Year Ended on 30.09.12 Unaudited	Year ended 31.03.13 Audited
1	Income from operations						
	a. Net sales / Income from operations	1828.04	1549.53	1204.10	3377.57	1916.82	4160.20
	b. Other operating Income	0.00	0.00	0.00	0.00	0.00	0.00
	Total	1828.04	1549.53	1204.10	3377.57	1916.82	4160.20
2	Expenditure						
	a. (-) Increase/(+) Decrease in stock in trade	34.65	-33.06	-106.50	1.59	-50.13	-134.66
	b. Cost of Raw Material Consumed	1333.75	1063.43	1134.40	2397.18	1675.53	3380.74
	c. Purchase of trade goods	104.33	302.22	11.71	406.55	21.07	100.11
	d. Employees Benefit Expenses	33.75	34.40	27.81	68.15	57.62	117.29
	e. Other expenditure	232.54	159.84	154.35	392.38	245.11	511.43
	f. Depreciation	14.76	14.76	14.54	29.52	29.07	59.04
	Total	1753.78	1541.59	1236.31	3295.37	1978.27	4033.95
3	Profit from operations before other income, interest and exceptional items (1-2)	74.26	7.94	-32.21	82.20	-61.45	126.25
4	Other Income	0.91	0.04	0.00	0.95	2.76	8.12
5	Profit before financial cost & exceptional items(3+4)	75.17	7.98	-32.21	83.15	-58.69	134.37
6	Financial cost	34.08	14.59	16.19	48.67	25.11	63.56
7	Profit after financial cost but before exceptional items(5-6)	41.09	-6.61	-48.40	34.48	-83.80	70.81
8	Exceptional items	0.00	0.00	0.00	0.00	0.00	1411.16
9	Profit/(Loss) from ordinary activities before tax (7+8)	41.09	-6.61	-48.40	34.48	-83.80	1481.97
10	Tax Expenses including deferred tax	0.00	0.00	0.00	0.00	0.00	0.00
11	Less : MAT credit entitlement	0	0	0	0	0	0
11	Net Profit/(Loss) from ordinary activities after tax (9-10)	41.09	-6.61	-48.40	34.48	-83.80	1481.97
12	Extraordinary Item (net of tax expenses)	-0.11	-0.30	0.00	-0.41	-0.51	-0.51
13	Net Profit/(Loss) for the period (11-12)	40.98	-6.91	-48.40	34.07	-84.31	1481.46
14	Paid up Equity share capital (Face value Rs. 10/-)	614.58	614.58	614.58	614.58	614.58	614.58
15	Reserve excluding revaluation reserve as pervious accounting year	278.33	278.33	278.33	278.33	278.33	278.33
16	i. Earning per share (before extraordi. Items) (of Rs.10/- each) (not annualised)						
	1. Basic EPS	0.67	-0.11	-0.79	0.56	-1.37	1.07
	2. Diluted EPS	0.67	-0.11	-0.79	0.56	-1.37	1.07
16	ii. Earning per share (after exceptional/extraordinary items)(of Rs.10/- each) (not annualised)						
	1. Basic EPS	0.67	-0.11	-0.79	0.55	-1.37	24.11
	2. Diluted EPS	0.67	-0.11	-0.79	0.55	-1.37	24.11



SELECT INFORMATION FOR QUARTER ENDED 30TH SEPTEMBER, 2013


PART II

A PARTICULARS OF SHAREHOLDING

Sr.No	Particulars	Quarter Ended			Half Year	Ended on	Year Ended
		30.09.2013 Unaudited	30.06.2013 Unaudited	30.09.2012 Unaudited	30.09.2013 Unaudited	30.09.2012 Unaudited	31.03.2012 Audited
1	Public Shareholding						
	No. of Shares	4587410	4587410	4587410	4587410	4587410	4587410
	Percentage of Shareholding	74.64	74.64	74.64	74.64	74.64	74.64
2	Promoters & Promoters Group Shareholding						
a.	Pledged/Encumbered						
	Number of Shares	1533334	1533334	1533334	1533334	1533334	1533334
	% of shares (as a % of the total Shareholding of promoter & promoter group)	98.39	98.39	98.39	98.39	98.39	98.39
	% of shares (as a % of the total share capital of the company)	24.95	24.95	24.95	24.95	24.95	24.95
b.	Non-encumbered						
	Number of Shares	25098	25098	25098	25098	25098	25098
	% of shares (as a % of the total Shareholding of promoter & promoter group)	1.61	1.61	1.61	1.61	1.61	1.61
	% of shares (as a % of the total share capital of the company)	0.41	0.41	0.41	0.41	0.41	0.41

B INVESTORS COMPLAINTS

Particulars	Quarter Ended As on 30.09.2013
Pending at the beginning the quarter	0
Received during the quarter	1
Disposed of during the quarter	1
Remaining unsolved at the end of the quarter	0



Balance Sheet as at 30th September,2013

PAGE-3


Rs. In Lacs

Particulars	AS AT		Particulars	AS AT	
	30.09.2013 Unaudited	31.03.2013 Audited		30.09.2013 Unaudited	31.03.2013 Audited
A EQUITY & LIABILITIES			B. ASSETS		
1. Shareholder's Funds			1. Non-Current Assets		
a. Share Capital	664.58	664.58	a. Fixed Assets		
b. Reserves & Surplus	-1,243.26	-1,277.33	(i) Tangible Assets	479.08	439.40
Shareholder's Funds	-578.68	-612.75	(ii) Capital Work in Progress	0.00	0.00
2. Non-current Liabilities			b. Non-Current Investments	0.00	0.00
a. Long-term Borrowings	624.49	628.80	c. Long Term Loans & Advances	370.35	344.75
b. Deferred Tax Liabilities (net)	0.00	0.00	d. Other non-current assets	211.42	218.74
c. Other long term liabilities	80.55	79.95	Non-Current Assets	1,060.85	1,002.89
d. Long-term provisions	1,323.90	1,323.90	2. Current Assets		
Non-current Liabilities	2,028.94	2,032.65	a. Inventories	714.87	573.62
3. Current Liabilities			b. Trade Receivables	905.73	692.62
a. Short-Term Borrowings	0.00	0.00	c. Cash & Bank Balances	120.68	56.58
b. Trade Payables	966.07	826.54	d. Short Term Loans & Advances	87.27	51.27
c. Other Current Liabilities	473.07	128.52	Current Assets	1,828.55	1,374.09
d. Short-term Provisions	0.00	2.02			
Current Liabilities	1,439.14	957.08			
TOTAL EQUITY & LIABILITIES	2,889.40	2,376.98	TOTAL ASSETS	2,889.40	2,376.98

Notes:

- The company has entered in settlement with one secured creditor. The impact of the settlement will be taken in accounts on fulfilment of terms and conditions of the settlement.
- The company has only one Revenue Segment Tarpaulin, Hence no separate segment wise informations, revenue, results and capital employed is given.
- The financial figures of last quarter i.e. quarter ended September 30,2013 are the balancing figures between unaudited figures in respect of half year ended on September 30,2013 and published year to date figures upto the first quarter i.e. June 30,2013 of the current financial year.
- The previous year's figures have been regrouped wherever necessary.
- The above results have been reviewed by the Audit Committee and taken on record by the Board of Directors at their meeting held on 9th November,2013 and has been approved for release. The auditors have carried out limited review of above results.
- Tax provision is not required to be made due to BIFR Status.

Date:09.11.2013
Place:Mumbai.



For, Texel Industries Limited


Shallesh R. Mehta
Managing Director



A. L. Thakkar & Co.
Chartered Accountants

Kashmira Chambers, 1st Floor, Behind Old High Court, Navrangpura,
Ahmedabad-380009.

A. L. THAKKAR
B.Com., L.L.B., F.C.A.

S. V. SHAH
B.Com., F.C.A.

• Phone : (O) 26587802, 26580524 (R) 26408439, 26401519
• FAX : 91-79-26585132 • E-mail : aseemthakkar@gmail.com

LIMITED REVIEW REPORT- PERIOD ENDED AS ON 30-09-2013

We have reviewed the accompanying statement of unaudited financial results of **TEXEL INDUSTRIES LIMITED** for the period ended **30/09/2013** except for the disclosures regarding "Public Shareholding " and "Promoter and Promotor Group Shareholding "which have been traced from disclosures made by the management and have not been audited by us. This statement is the responsibility of the Company's Management and has been approved by the Board of Directors/ committee of Board of Directors. Our responsibility is to issue a report on these financial statements based on our review.

We conducted our review in accordance with the Standard on Review Engagement (SRE) 2400, Engagements to Review Financial Statements issued by the Institute of Chartered Accountants of India. This standard requires that we plan and perform the review to obtain moderate assurance as to whether the financial statements are free of material misstatement. A review is limited primarily to inquiries of company personnel and analytical procedures applied to financial data and thus provides less assurance than an audit, We have not performed an audit and accordingly, we do not express an audit opinion.

Based on our review conducted as above, nothing has come to our attention that causes us to believe that the accompanying statement of unaudited financial results prepared in accordance with applicable accounting standards' and other recognised accounting practices and policies has not disclosed the information required to be disclosed in terms of Clause 41 of the Listing Agreement including the manner in which it is to be disclosed, or that it contains any material misstatement.

PLACE : AHMEDABAD

DATE : 09.11.2013



For A.L.Thakkar & Co.
Chartered Accountants
FRN NO. 120116W

(SANJIV V SHAH)
PARTNER
Mem No : 42264